

OFF

71

Gate

UA2049 | LAX DEN

SCH 10:38 am

!

 6 flight exception typesInbound | UA5890 | ~~SCH 9:50 am~~ EST 9:55 am

Now boarding

IN

72A

Gate

UA613 | LAX ORD

SCH 10:20 am

!

 4 flight exception types

Inbound | UA1248 | SCH 11:40 am

ON

73

Gate

UA1845 | LAX SFO~~SCH 11:00 am~~ EST 11:25 am

!

 1 flight exception types

Inbound | UA 815 | SCH 9:38 am

Now boarding

IN

75B

Gate

UA1578 | LAX IAH

SCH 10:11 am

!

 3 flight exception types

Inbound | UA 815 | SCH 9:38 am

Last updated 9:42 am

Gates

Flights

Metrics

Notifications

Profile

Station Core4 Score

YTD

Last updated 6/18

88.25 >

Safe

Last updated 6/28

93.75 June score

Caring

Last updated 7/11

95.0 MTD score

Dependable

Last updated 7/11

70.0 MTD score

Efficient

Last updated 7/11

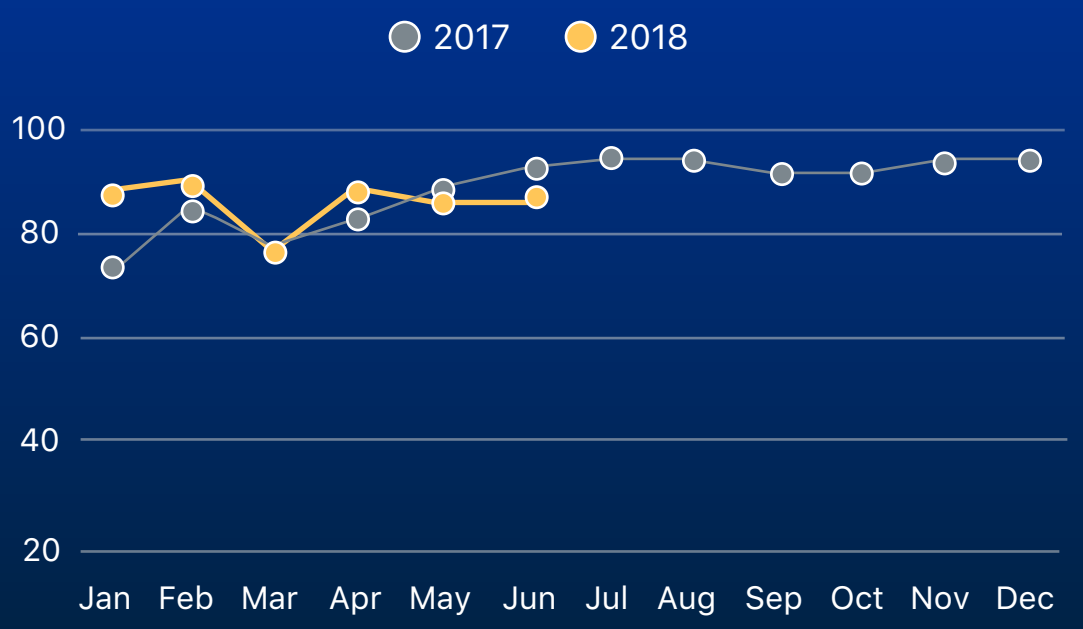
95.0 June score

Headlines

- Beating APU target for the 4th cosecutive month
- Beating MBR and PAX door variance target for the 2nd consecutive month

Station Core4 Score

YTD: 88.25



Station Profile	Mon, Jul 13	Sun, Jul 12
Flights - Total (Scheduled)	171	171
Flights - Mainline	105	106
Flights - UAX (Scheduled)	66	65
Number of Customers	20,656	21,017
Premiers (%)	12.93	14.69
GS/1K	589	698
Load Factor (%)	N/A	87



Last Updated 8/14

📊 Meeting goal

S.T.A.R.D 0 0

Last updated 8/14

85.71%

Target: 89.61%

Gap to target: 4.4%

📈 Meets goal

D 0 0

Last updated 7/9

69.8%

Target: 60.89% >

Gap to target: 14.6%

⚠️ Not meeting goal

AO Delays

Last updated 7/9

5.4%

Target: 7.70%

Gap to target: 29%

📈 Exceeding goal

Quick Turn Success

70.59%

Target: 46.9% >

Gap to target: 50.5%

DailyMTDYTD



Last Updated 8/13

Sun, Aug 12>

⊖ Almost meeting goal

S.T.A.R.D 0 0

Last updated 8/14

85.71%

Target: 89.61%

Gap to target: 4.4%

⊕ Meets goal

D 0 0

Last updated 7/9

76.36%

Target: 60.89% >

Gap to target: 14.6%

⚠ Not meeting goal

AO Delays

Last updated 7/9

5.4%

Target: 7.70%

Gap to target: 29%

⊕ Exceeding goal

Quick Turn Success

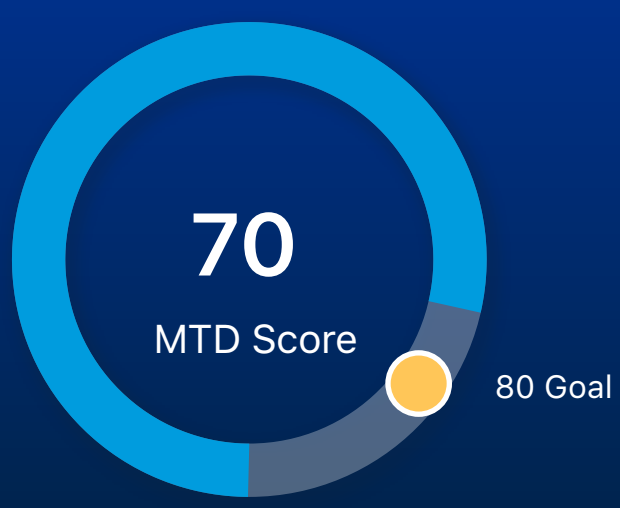
Last updated 7/9

70.59%

Target: 46.9% >

Gap to target: 50.5%

DailyMTDYTD



Last Updated 8/14

<

August

⊖ Almost meeting goal

S.T.A.R.D 0 0

Last updated 8/14

86.15%

Target: 80.67%

Gap to target: 3.9%

⊖ Almost meeting goal

D 0 0

Last updated 7/9

71.12%

Target: 60.89%

Gap to target: 6.6%

>

⚠ Not meeting goal

AO Delays

Last updated 7/9

8.18%

Target: 6.59%

Gap to target: 24.1%

⚡ Meets goal

Quick Turn Success

Last updated 7/9

47.27%

Target: 46.9%

Gap to target: .8%

>



<

August

⚡ Meets goal

S.T.A.R.D 0 0

Last updated 8/14

89.95

Target: 87.79%

Gap to target: 2.5%

⚡ Exceeding goal

D 0 0

Last updated 7/9

74.51%

Target: 69.15%

Gap to target: 7.8%

⚡ Meets goal

AO Delays

Last updated 7/9

6.91%

Target: 7.2%

Gap to target: 24.1%

⚡ Exceeding goal

Quick Turn Success

Last updated 7/9

49.57%

Target: 43.33%

Gap to target: 14.4%

Flight search

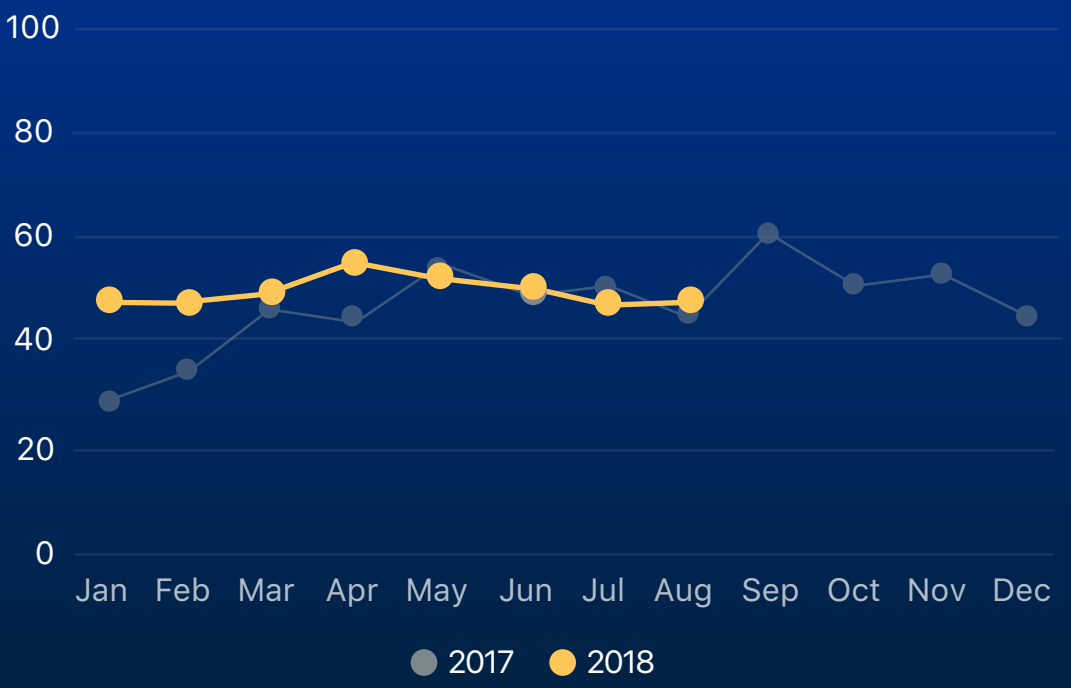
US **UA/UX Consolidated** Next

Quick Turn Success

83.01%

Last Updated 8/14

YoY: 84.71%



Boarding Compliance

38.4%

Last updated 7/9

YoY: 41.6%

Gap to target

Pax Door Open

83.01%

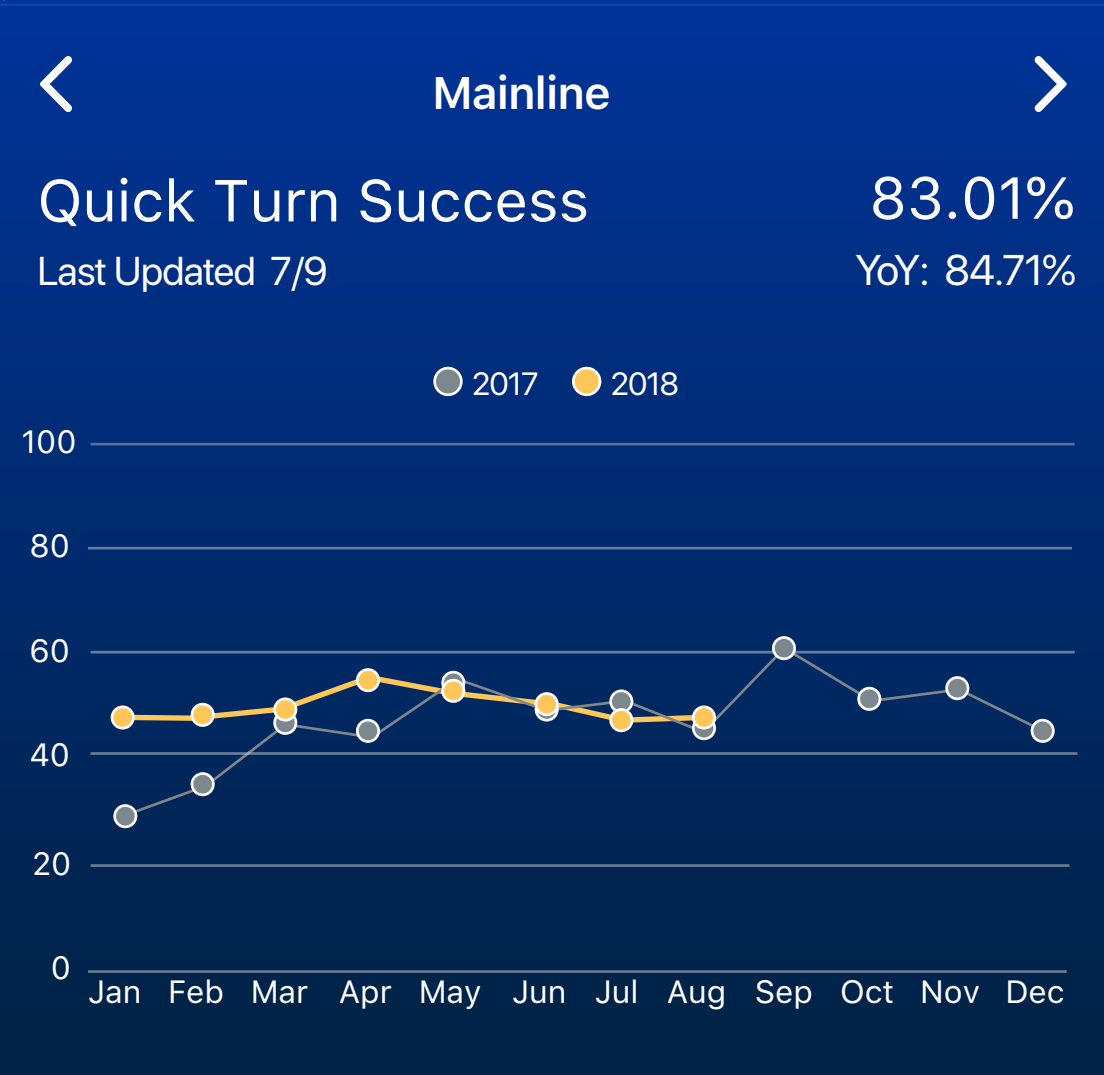
Last updated 7/9

YoY: 93.0%

Gap to target

Pax Door Open

83.01%



Boarding Compliance

38.4%

Last updated 7/9

YoY: 41.6%

Pax Door Open

83.01%

Last updated 7/9

YoY: 93.0%

First Bag On

50.0%

Last updated 7/9

YoY: 53.0%

Last Bag On

64.3%

Last updated 7/9

YoY: 62.4%

PAX Door Close

22.2%

Last updated 7/9

YoY: 36.0%

First Bag Off

88.9%

Last updated 7/9

YoY: 71.0%

Last Bag Off

49.2%

Last updated 7/9

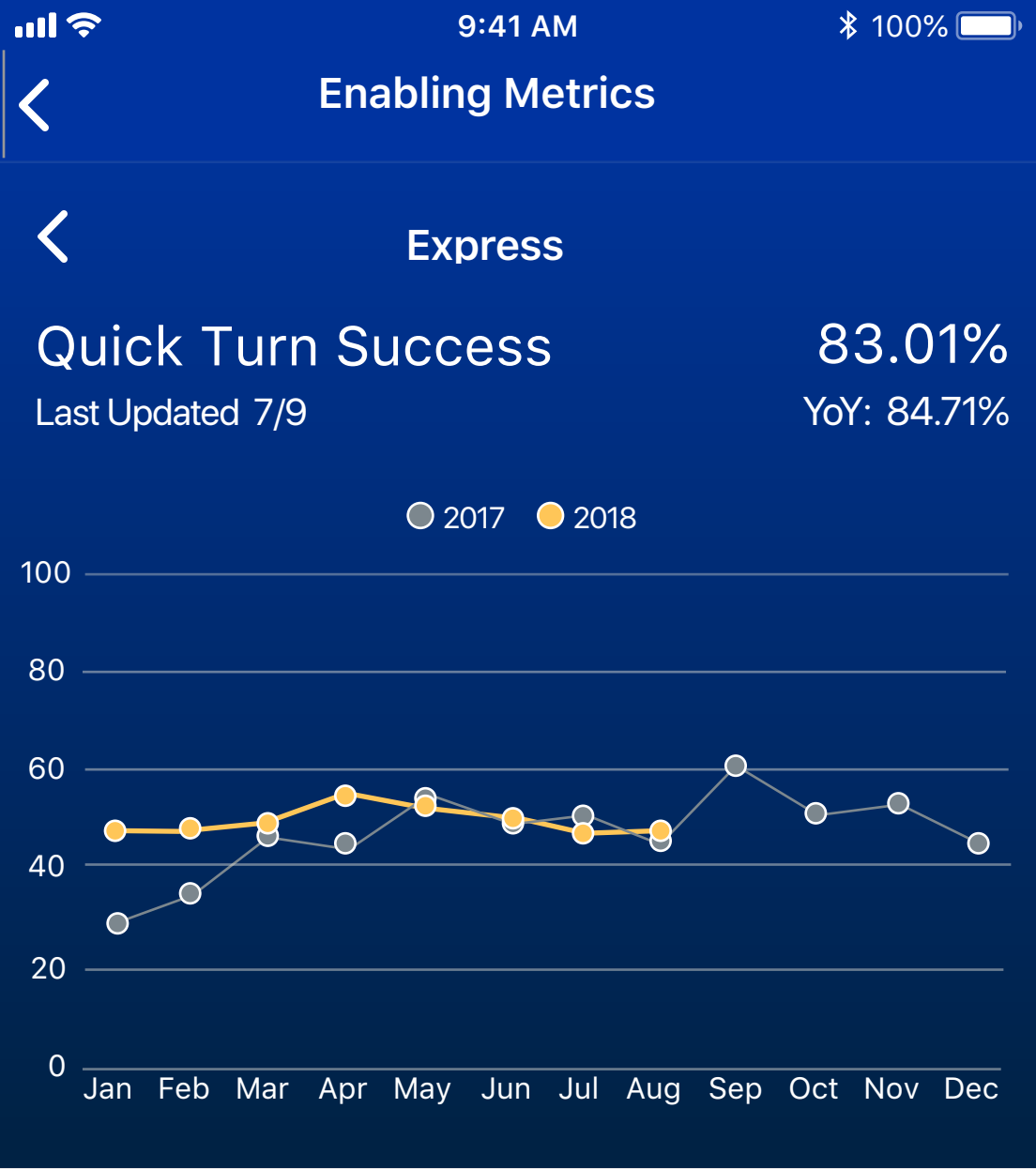
YoY: 53.1%

Cargo Door Close

40.0%

Last updated 7/9

YoY: 46.0%



Boarding Compliance	38.4%
Last updated 7/9	YoY: 41.6%
Pax Door Open	83.01%
Last updated 7/9	YoY: 93.0%
First Bag On	50.0%
Last updated 7/9	YoY: 53.0%
Last Bag On	64.3%
Last updated 7/9	YoY: 62.4%
PAX Door Close	22.2%
Last updated 7/9	YoY: 36.0%
First Bag Off	88.9%
Last updated 7/9	YoY: 71.0%
Last Bag Off	49.2%
Last updated 7/9	YoY: 53.1%
Cargo Door Close	40.0%
Last updated 7/9	YoY: 46.0%

Monthly YTD



Score is from previous month

< July

Damages 0

Last updated 7/5

LTI 1

Last updated 7/2

OSHA 8

Last updated 7/11

Monthly YTD



Score is from previous month

< June >

Damages 0
Last updated 7/17
Target: .55
Gap to target: 100%

LTI 2.53
Last updated 7/17
Target: 2.99
Gap to target: 15%

OSHA 10.13
Last updated 7/17
Target: 8.56
Gap to target: 18%



Safe



Monthly

YTD



Last Updated 7/9

Damages

Last updated 7/9

.78

Target: .55

Gap to target: 42%

LTI

Last updated 7/9

3.37

Target: 2.99

Gap to target: 11%

OSHA

Last updated 7/9

9.51

Target: 8.56

Gap to target: 11%



Gates



Flights



Metrics



Notifications



Profile

(updated monthly)

Scoring Criteria

- gap to target more than 5%
- gap to target exceed up to 5%
- gap to target up to 10%
- gap to target more than 10%

Damages **10% Sub Weight**

Damage to the aircraft exterior requiring maintenance.

Calculations:

Aircraft Damages / Departures (10,000)

LTI Injury **7.5% Sub Weight**

injury or illness where a medical professional states that an employee cannot return to the workforce for any period of time beyond the date the injury occurred.

Calculations:

LTI Injury / Work Hours

OSHA 2.5% Sub Weight

OSHA standards define an injury or illness as one that results in one of the following: Death, Days away from work, Restricted work, Transfer to another job due to injury, Medical treatment beyond first aid, loss of consciousness, any work-related diagnosed case of cancer, chronic irreversible diseases, fractured/cracked bones or teeth and punctured eardrums. There are also special recording criteria for work-related cases involving: needle sticks and sharps injuries; medical removal; hearing loss and tuberculosis.

Calculations:

OSHA Injury / Work Hours

Monthly YTD



Score is from previous month

< June >

Damages 0
Last updated 7/17
Target: .55
Gap to target: 100%

LTI 2.53
Last updated 7/17
Target: 2.99
Gap to target: 15%

OSHA 10.13
Last updated 7/17
Target: 8.56
Gap to target: 18%



Safe



Monthly

YTD



Score is from previous month

< July

August

EXCEEDING GOAL

Damages

0

Last updated 7/9

Target: .55

Gap to target: 100%

EXCEEDING GOAL

LTI

2.53

Last updated 7/9

Target: 2.99

Gap to target: 15%

NOT MEETING GOAL

OSHA

10.13

Last updated 7/9

Target: 8.56

Gap to target: 18%



Gates



Flights



Metrics



Notifications



Profile